

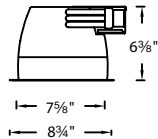
8" ENERGY EFFICIENT CFL DOWNLIGHTS



# 8" energy efficient CFL downlights

- Self flanged, specular clear reflector with low iridescent finish.
- Vertical trims are field adjustable for wide, medium and narrow beam distributions.
- Designed for new construction, solid or suspended ceilings.
- Suitable for damp location.
- Snap-in socket holders positively position lamps.
- Adjustable mounting brackets accept 1 1/2 "C" channel mounting bars.
- Junction box provides (7) 1/2" pry outs plus 4 built in non-metallic sheathed cable and is rated for (8) #12 AWG 90 deg. supply connectors.
- Precision die stamped galvanized steel plaster frame.
- Precision steel dimpled friction springs securely hold reflector in mounting frame without damage.
- 120/277V electronic class "p" high power factor ballast.

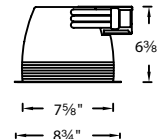
## DOUBLE LAMP HORIZONTAL



OPEN REFLECTOR, DUAL LAMP HORIZONTAL

Model	Finish	Reflector	Trim
<b>R8HT-01</b>	SC/WT	Specular Clear	White
Lamp		Housing	
Quad Bi-pin	2x 26w	1	2
Tri-Tube Bi-pin	2x 26w/2x 32w	1	2
Tri-Tube Bi-pin	2x 42w	1	

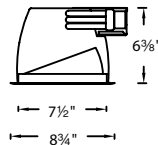
Lamp not included. Model Shown: **R8HT-01-SC/WT**



STEP BAFFLE, DUAL LAMP HORIZONTAL

Model	Finish	Baffle	Trim
<b>R8HT-02</b>	BK/WT	Black	White
	WT/WT	White	White
Lamp		Housing	
Quad Bi-pin	2x 26w	1	2
Tri-Tube Bi-pin	2x 26w/2x 32w	1	2
Tri-Tube Bi-pin	2x 42w	1	

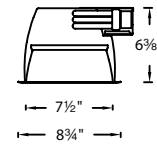
Lamp not included. Model Shown: **R8HT-02-WT/WT**



WALL WASHER, DUAL LAMP HORIZONTAL

Model	Finish	Reflector	Trim
<b>R8HT-07</b>	SC/WT	Specular Clear	White
Lamp		Housing	
Quad Bi-pin	2x 26w	1	2
Tri-Tube Bi-pin	2x 26w/2x 32w	1	2

Lamp not included. Model Shown: **R8HT-07-SC/WT**



CROSS LOUVER, DUAL LAMP HORIZONTAL

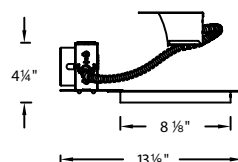
Model	Finish	Cross Louver	Trim
<b>R8HT-03</b>	SC/WT	Specular Clear	White
	WT/WT	White	White
Lamp		Housing	
Quad Bi-pin	2x 26w	1	2
Tri-Tube Bi-pin	2x 26w/2x 32w	1	2
Tri-Tube Bi-pin	2x 42w	1	

Lamp not included. Model Shown: **R8HT-03-WT/WT**

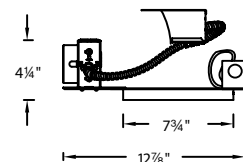
## New Construction Non-IC Housing

- Cutout: 8 1/8"
- NON-IC downlight, 3" clearance on all side must be maintained when insulation is present.
- Integral 90 Minute EM Battery pack complies with all current emergency egress codes.
- CFL lamp technology offers high quality light with substantial energy saving as compared to incandescent lamps.
- Pre-wired test switch with surface mounting cover plate.
- U.L. listed for through branch circuit wiring.

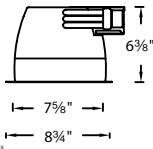
### 1 8" NEW CONSTRUCTION NON-IC HOUSING R8HF-D



### 2 8" NEW CONSTRUCTION EMERGENCY NON-IC HOUSING R8HF-D-EM



# SINGLE LAMP HORIZONTAL

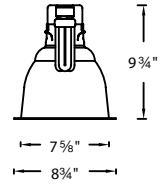


OPEN REFLECTOR, SINGLE LAMP HORIZONTAL

Model	Finish	Reflector	Trim
<b>R8HT-04</b>	SC/WT	Specular Clear	White
Lamp	Housing		
Tri-Tube Bi-pin 32w	3	4	
Tri-Tube Bi-pin 42w	3		

Lamp not included. Model Shown: **R8HT-04-SC/WT**

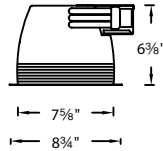
# SINGLE LAMP VERTICAL



REFLECTOR, SINGLE LAMP VERTICAL

Model	Finish	Reflector	Trim
<b>R8VT-01</b>	SC/WT	Specular Clear	White
Lamp	Housing		
Quad Bi-pin 26w	5	6	
Tri-Tube Bi-pin 26w/32w	5	6	
Tri-Tube Bi-pin	5		

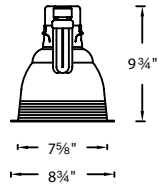
Lamp not included. Model Shown: **R8VT-01-SC/WT**



STEP BAFFLE, SINGLE LAMP HORIZONTAL

Model	Finish	Baffle	Trim
<b>R8HT-05</b>	BK/WT	Black	White
	WT/WT	White	White
Lamp	Housing		
Tri-Tube Bi-pin 32w	3	4	
Tri-Tube Bi-pin 42w	3		

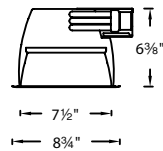
Lamp not included. Model Shown: **R8HT-05-WT/WT**



STEP BAFFLE, SINGLE LAMP VERTICAL

Model	Finish	Baffle	Trim
<b>R8VT-02</b>	WT/WT	White	White
	BK/WT	Black	White
Lamp	Housing		
Quad Bi-pin 26w	5	6	
Tri-Tube Bi-pin 26w/32w	5	6	
Tri-Tube Bi-pin 42w	5		

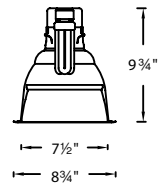
Lamp not included. Model Shown: **R8VT-02-WT/WT**



CROSS LOUVER, SINGLE LAMP HORIZONTAL

Model	Finish	Cross Louver	Trim
<b>R8HT-06</b>	SC/WT	Specular Clear	White
	WT/WT	White	White
Lamp	Housing		
Tri-Tube Bi-pin 32w	3	4	
Tri-Tube Bi-pin 42w	3		

Lamp not included. Model Shown: **R8HT-06-WT/WT**

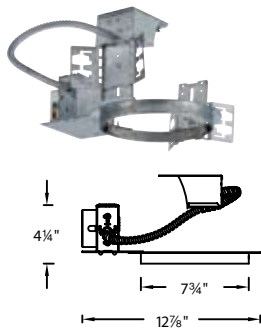


CROSS LOUVER, SINGLE LAMP VERTICAL

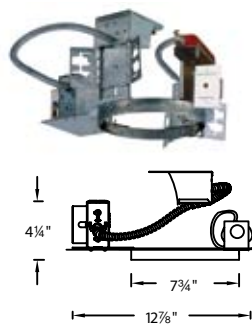
Model	Finish	Cross Louver	Trim
<b>R8VT-03</b>	SC/WT	Specular Clear	White
	WT/WT	White	White
Lamp	Housing		
Quad Bi-pin 26w	5	6	
Tri-Tube Bi-pin 26w/32w	5	6	
Tri-Tube Bi-pin 42w	5		

Lamp not included. Model Shown: **R8VT-03-WT/WT**

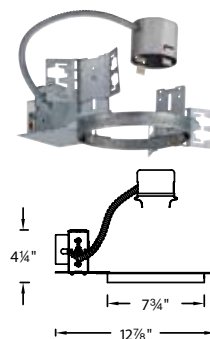
**3** 8" NEW CONSTRUCTION NON-IC HOUSING **R8HF-S**



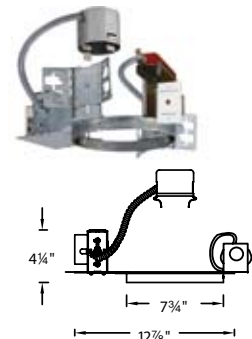
**4** 8" NEW CONSTRUCTION EMERGENCY NON-IC HOUSING **R8HF-S-EM**



**5** 8" NEW CONSTRUCTION NON-IC HOUSING **R8VF-S**

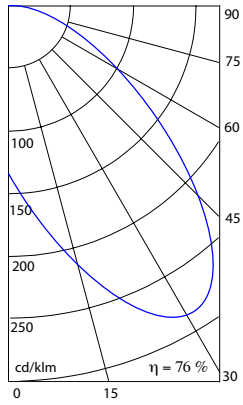


**6** 8" NEW CONSTRUCTION EMERGENCY NON-IC HOUSING **R8VF-S-EM**

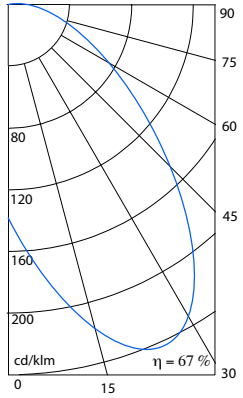


**DOUBLE LAMP  
HORIZONTAL**

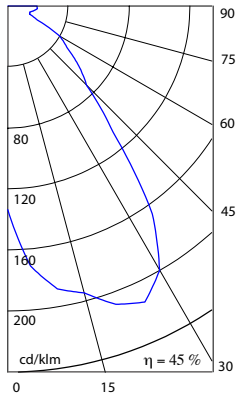
R8HT-01 ( Open Reflector )  
Tri-Tube bi-pin 26w



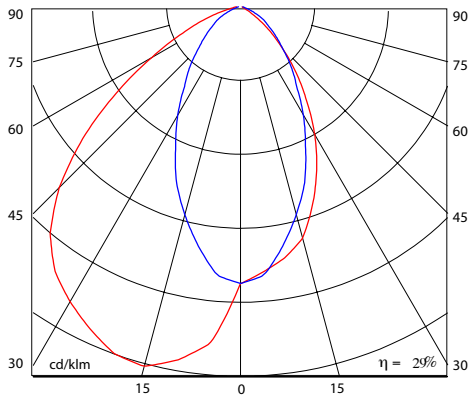
R8HT-02 ( Step Baffle )  
Tri-Tube bi-pin 26w



R8HT-03 ( Cross Louver )  
Tri-Tube bi-pin 26w

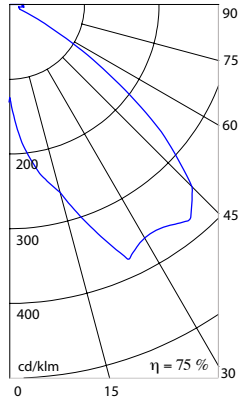


R8HT-07 ( Wall Washer )  
Tri-Tube bi-pin 26w

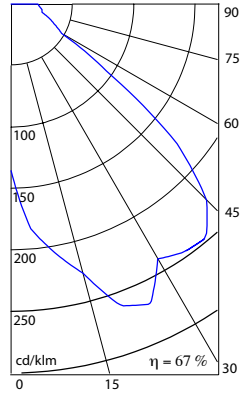


**SINGLE LAMP  
HORIZONTAL**

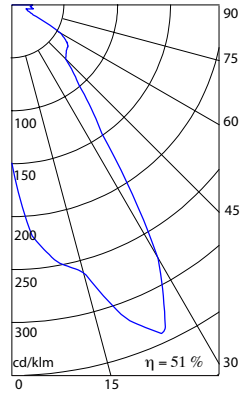
R8HT-04 ( Open Reflector )  
Tri-Tube bi-pin 26w



R8HT-05 ( Step Baffle )  
Tri-Tube bi-pin 26w

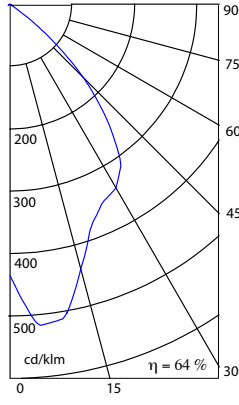


R8HT-06 ( Cross Louver )  
Tri-Tube bi-pin 26w

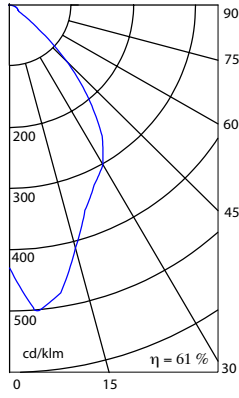


**SINGLE LAMP  
VERTICAL**

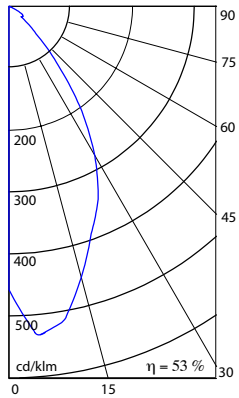
R8VT-01 ( Open Reflector )  
Tri-Tube bi-pin 26w



R8VT-02 ( Step Baffle )  
Tri-Tube bi-pin 26w



R8VT-03 ( Cross Louver )  
Tri-Tube bi-pin 26w



615 South Street  
Garden City, NY 11530  
Tel: 516.515.5000 or 800.526.2588  
Fax: 516.515.5050 or 800.526.2585

168 Brea Canyon Road  
City of Industry, CA 91789  
Tel: 909.468.1848 or 877.810.6695  
Fax: 909.468.9958 or 866.810.6615

waclighting.com  
Copyright 2008